

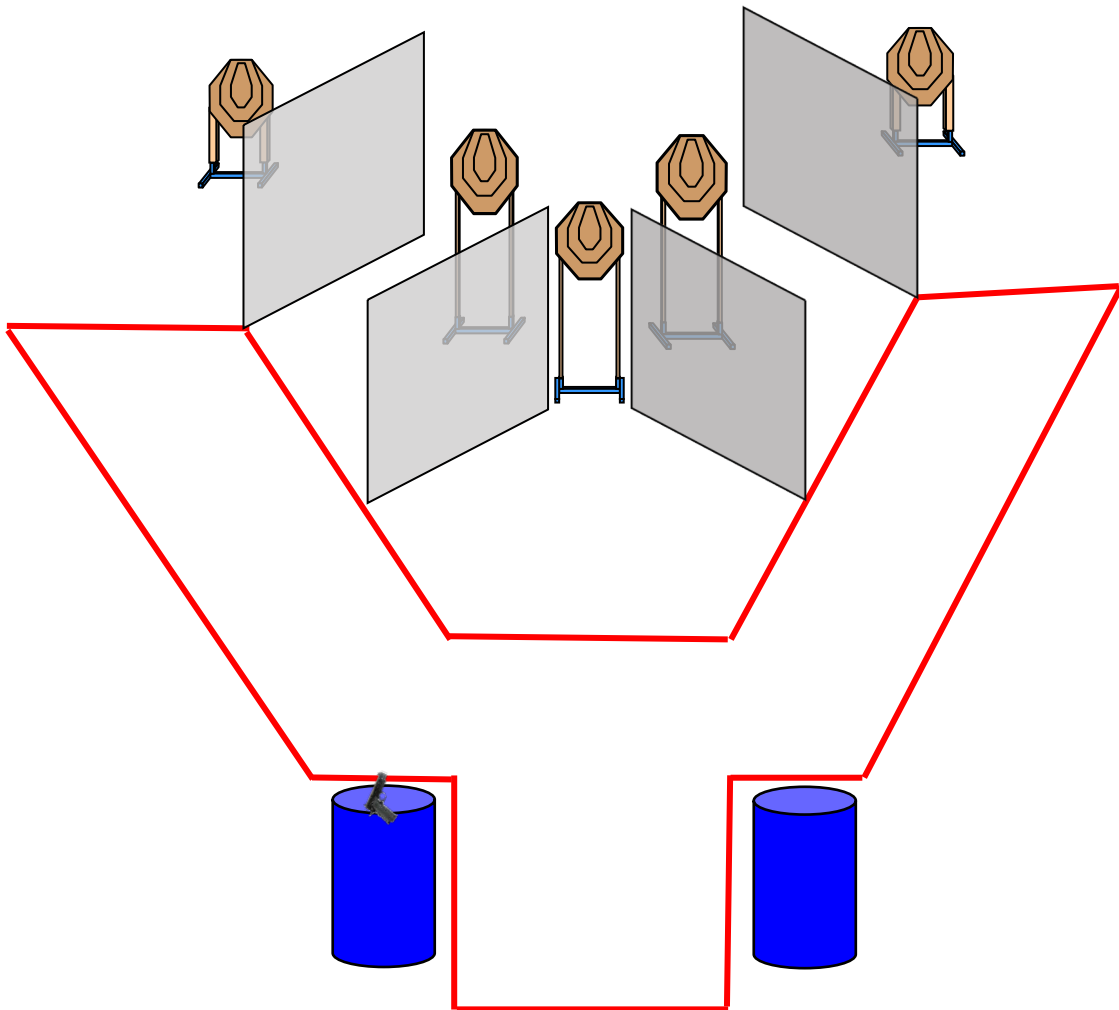
## MATCH INFORMATION

AREA	STAGE	RANGE	Rounds	COF	Shots Per	Target (T)	Popper (P)	Plate (PL)	Points	%
A	1	10	32	L	2	14	4	0	160	9.2
	2	9	10	S	2	5	0	0	50	2.9
	3	8	22	M	2	9	2	2	110	6.3
	Chrono	4	8							
	4	3	24	M	2	11	2	0	120	6.9
	5	2	10	S	2	4	2	0	50	2.9
	6	1	12	S	2	4	4	0	60	3.4
B	7	17	32	L	2	14	2	2	160	9.2
	8	18	11	S	2	4	2	1	55	3.2
	9	18A	18	M	2	9	0	0	90	5.2
	10	19	12	S	2	6	0	0	60	3.4
	11	19A	23	M	2	9	5	0	115	6.6
	12	20	12	S	2	4	4	0	60	3.4
	13	20A	11	S	2	5	0	1	55	3.2
C	14	16A	32	L	2	16	0	0	160	9.2
	15	16	12	S	2	6	0	0	60	3.4
	16	14	22	M	2	10	2	0	110	6.3
	17	13A	9	S	2	3	3	0	45	2.6
	18	13	10	S	2	4	2	0	50	2.9
	19	12A	12	S	2	5	2	0	60	3.4
	20	12	22	M	2	8	1	5	110	6.3
<b>3</b>	<b>20</b>	<b>21</b>	<b>356</b>	<b>11:6:3</b>		<b>150</b>	<b>37</b>	<b>11</b>	<b>1,740</b>	<b>100.0</b>



# STAGE 2

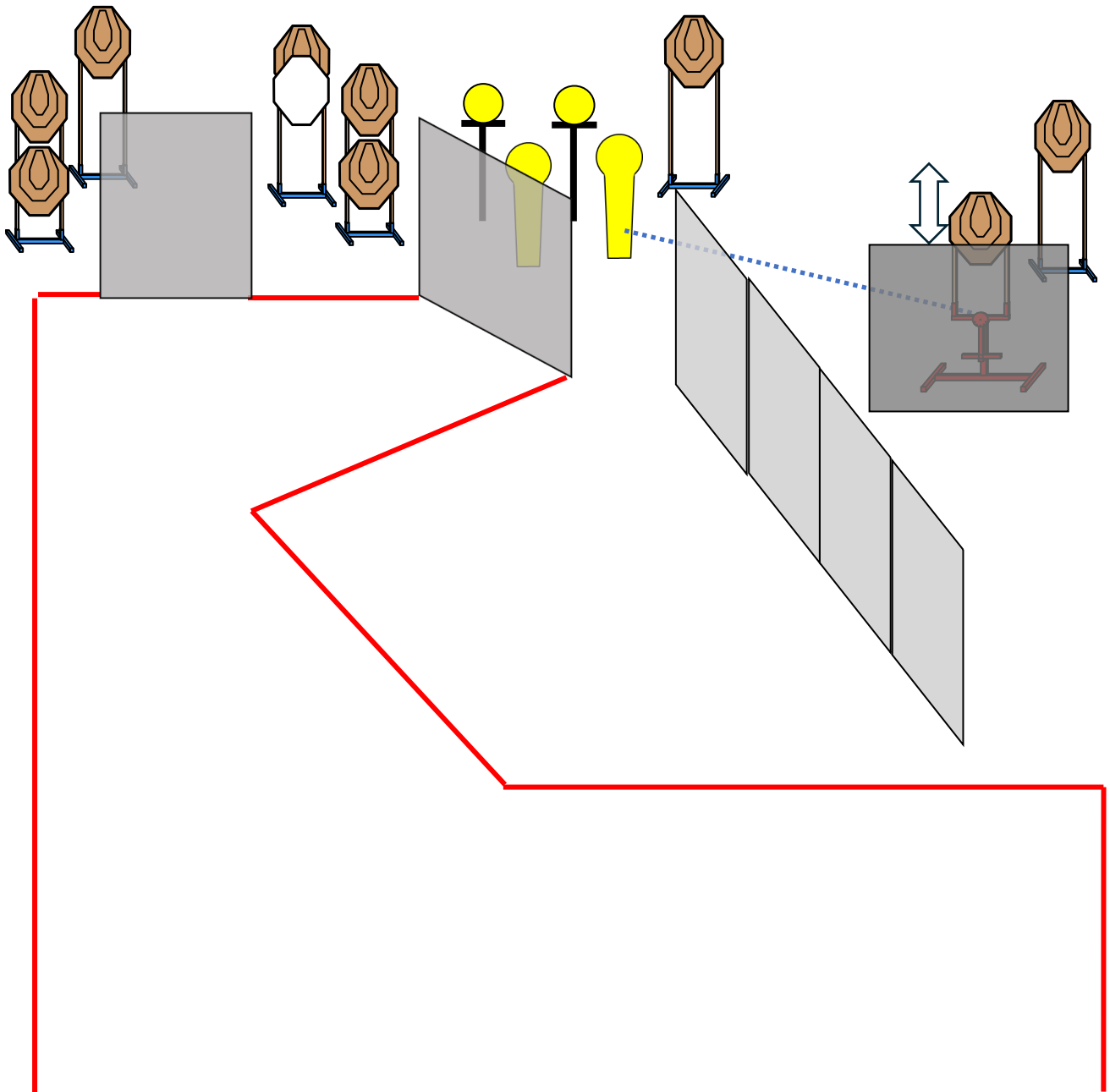
<b>Scoring targets:</b>	5 IPSC Targets.
<b>Minimum number of rounds required:</b>	10.
<b>Start position:</b>	Anywhere within the demarcated area.
<b>Competitor ready condition:</b>	Standing erect, facing downrange with arms hanging naturally by the sides.
<b>Firearm ready condition:</b>	Magazine well and chamber empty, placed flat on either barrel, pointing directly down the range.
<b>Time starts:</b>	Audible signal.
<b>Procedure:</b>	On the audible Start Signal, Engage targets.



Notes:

# STAGE 3

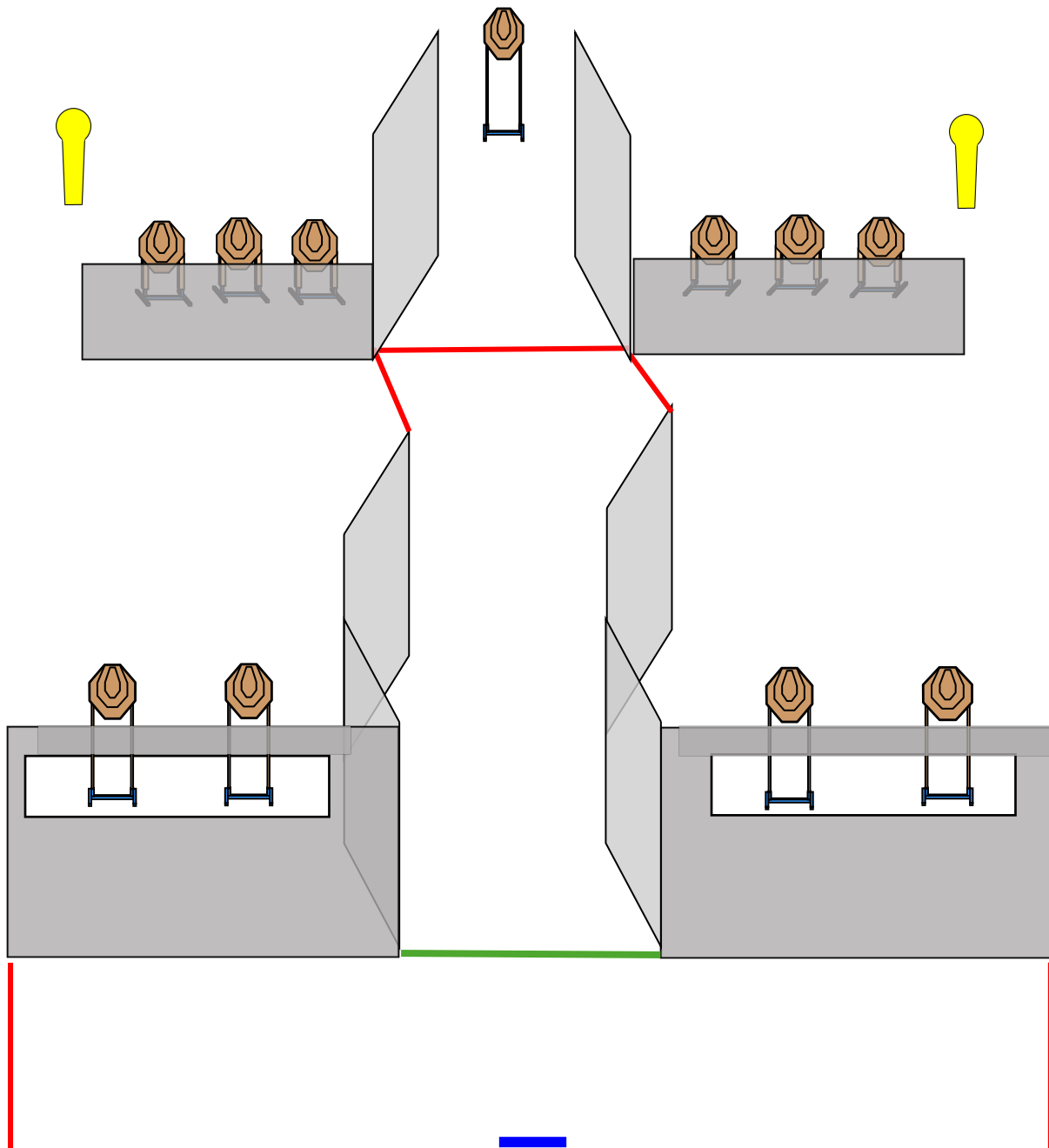
<b>Scoring targets:</b>	9 IPSC Targets, 2 IPSC Poppers, 2 IPSC Plates.
<b>Minimum number of rounds required:</b>	22.
<b>Start position:</b>	Anywhere within the demarcated area.
<b>Competitor ready condition:</b>	Standing erect, facing downrange with arms hanging naturally by the sides.
<b>Firearm ready condition:</b>	Loaded and holstered (Default).
<b>Time starts:</b>	Audible signal.
<b>Procedure:</b>	On the audible Start Signal, Engage targets. Right-hand popper activates bobbing target which remains visible at rest.



Notes:

# STAGE 4

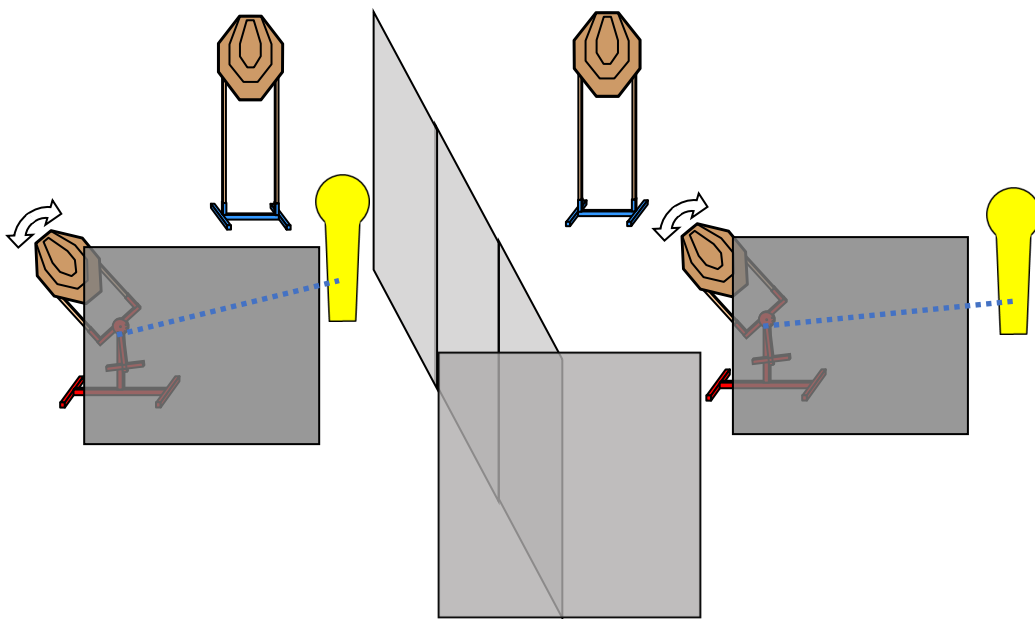
<b>Scoring targets:</b>	11 IPSC Mini Targets, 2 IPSC Mini Poppers.
<b>Minimum number of rounds required:</b>	24.
<b>Start position:</b>	Both heels touching mark – as demonstrated.
<b>Competitor ready condition:</b>	Standing erect, facing downrange with arms hanging naturally by the sides.
<b>Firearm ready condition:</b>	Loaded and holstered (Default).
<b>Time starts:</b>	Audible signal.
<b>Procedure:</b>	On the audible Start Signal, Engage targets. Once both feet have passed over the green line, targets must be engaged using <u>Strong Hand only</u> .



Notes:

# STAGE 5

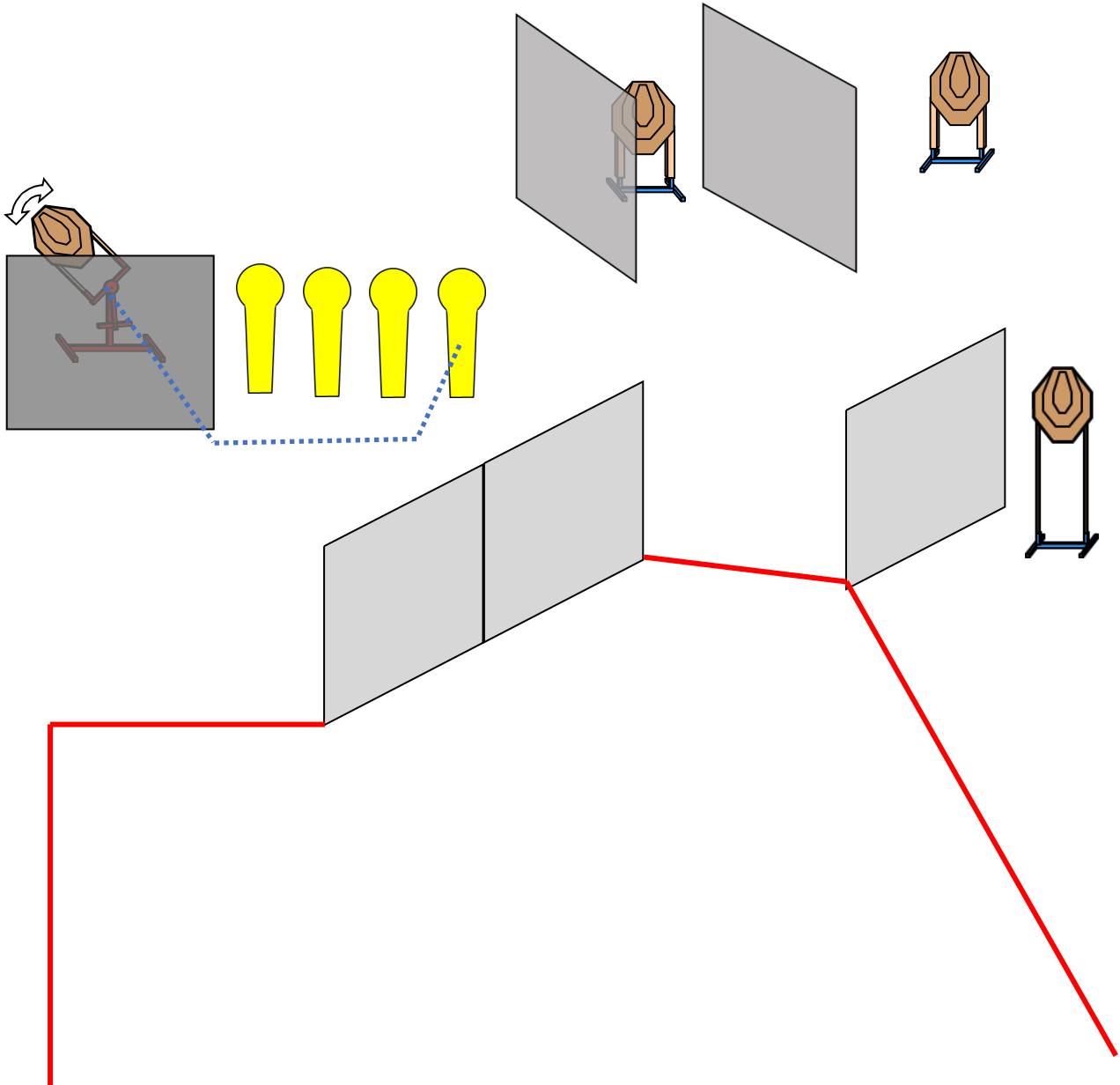
<b>Scoring targets:</b>	4 IPSC Targets, 2 IPSC Poppers.
<b>Minimum number of rounds required:</b>	10.
<b>Start position:</b>	Toes touching either mark – as demonstrated.
<b>Competitor ready condition:</b>	Standing erect, facing downrange with arms hanging naturally by the sides.
<b>Firearm ready condition:</b>	Loaded and holstered (Default).
<b>Time starts:</b>	Audible signal.
<b>Procedure:</b>	On the audible Start Signal, Engage targets. Left-hand popper activates left-hand swinging target and right-hand popper activates right-hand swinging target – both of which remain visible at rest.



Notes:

# STAGE 6

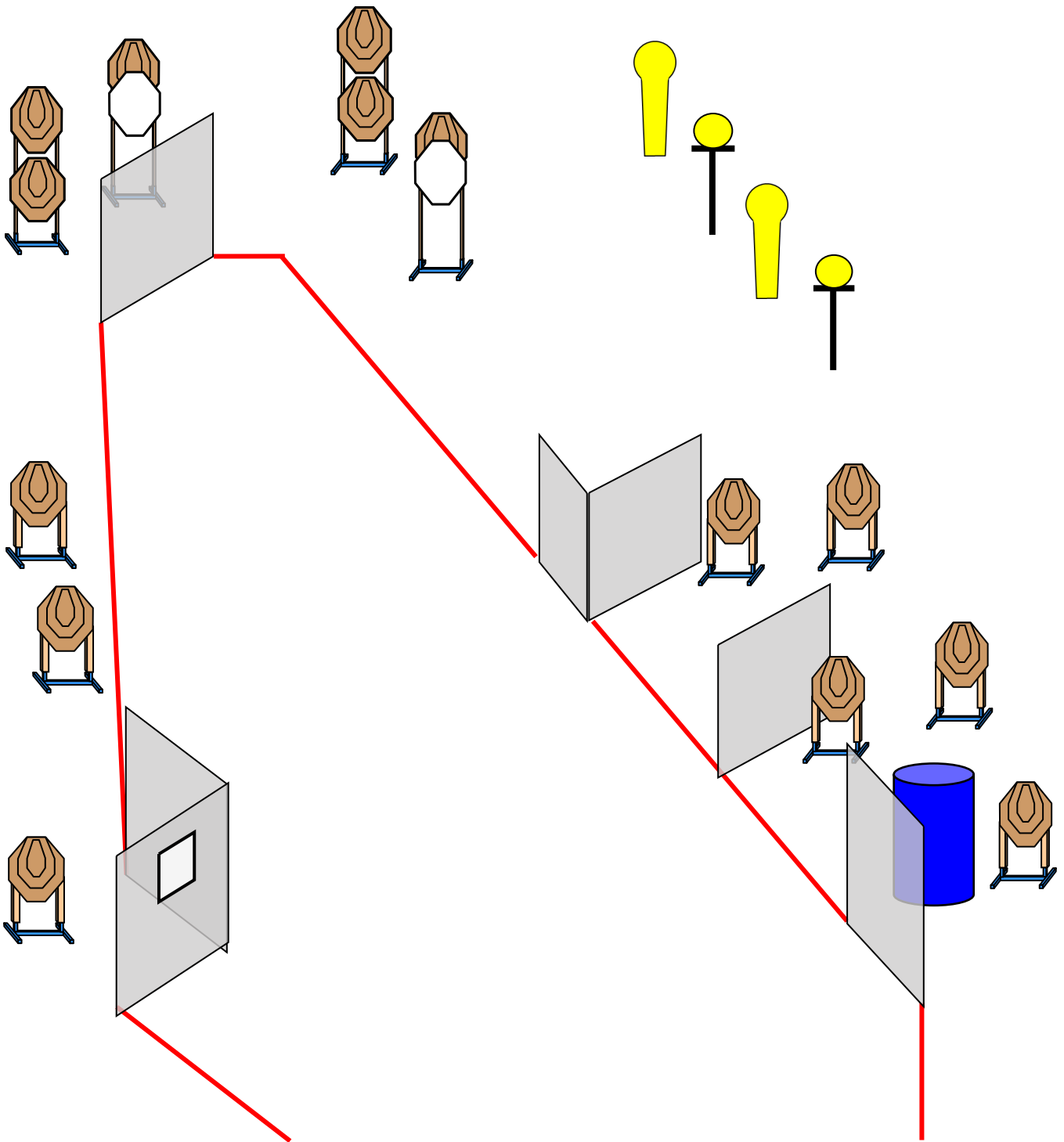
<b>Scoring targets:</b>	4 IPSC Targets, 4 IPSC Poppers.
<b>Minimum number of rounds required:</b>	12.
<b>Start position:</b>	Anywhere within the demarcated area.
<b>Competitor ready condition:</b>	Standing erect, facing downrange with arms hanging naturally by the sides.
<b>Firearm ready condition:</b>	Loaded and holstered (Default).
<b>Time starts:</b>	Audible signal.
<b>Procedure:</b>	On the audible Start Signal, Engage targets. Right-hand popper activates swinging target which remains visible at rest.



Notes:

# STAGE 7

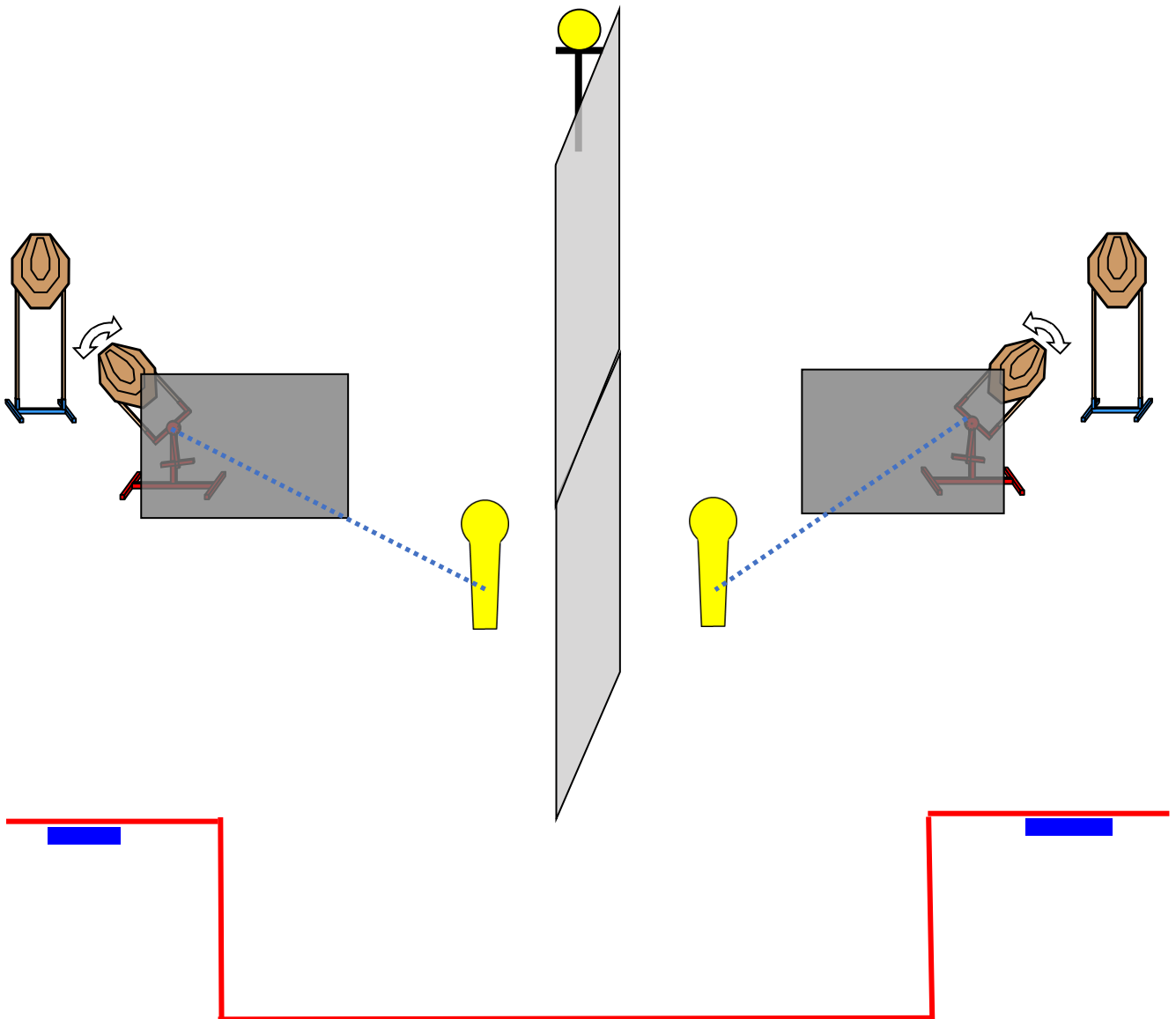
<b>Scoring targets:</b>	14 IPSC Targets, 2 IPSC Poppers, 2 IPSC Plates.
<b>Minimum number of rounds required:</b>	32.
<b>Start position:</b>	Anywhere within the demarcated area.
<b>Competitor ready condition:</b>	Standing erect, facing downrange with arms hanging naturally by the sides.
<b>Firearm ready condition:</b>	Loaded and holstered (Default).
<b>Time starts:</b>	Audible signal.
<b>Procedure:</b>	On the audible Start Signal, Engage targets.



Notes:

# STAGE 8

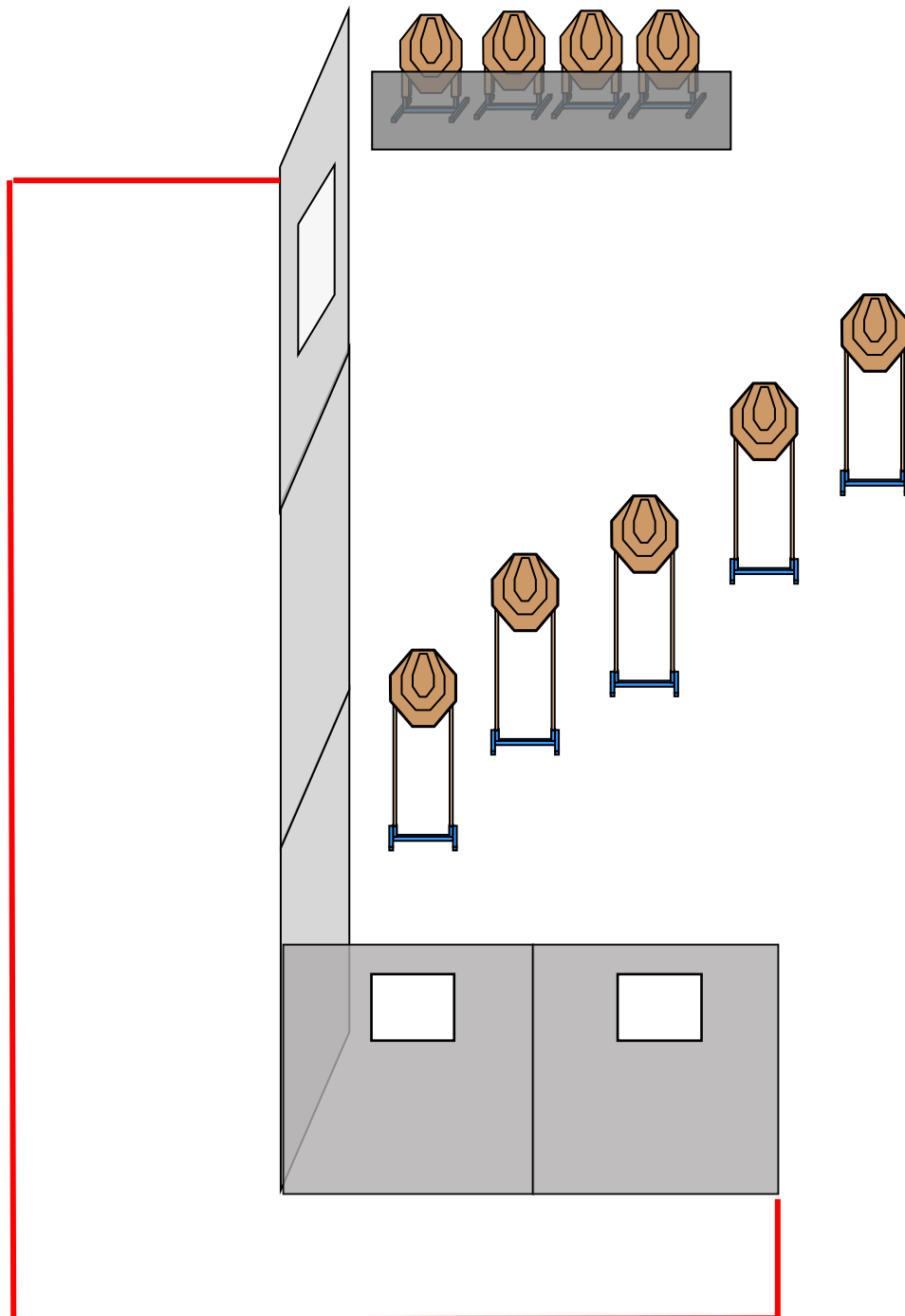
<b>Scoring targets:</b>	4 IPSC Targets, 2 IPSC Poppers, 1 IPSC Plate.
<b>Minimum number of rounds required:</b>	11.
<b>Start position:</b>	Toes touching either mark – as demonstrated.
<b>Competitor ready condition:</b>	Standing erect, facing downrange with arms hanging naturally by the sides.
<b>Firearm ready condition:</b>	Loaded and holstered (Default).
<b>Time starts:</b>	Audible signal.
<b>Procedure:</b>	On the audible Start Signal, Engage targets. Left-hand popper activates left-hand swinging target and right-hand popper activates right-hand swinging target – both of which remain visible at rest.



Notes:

# STAGE 9

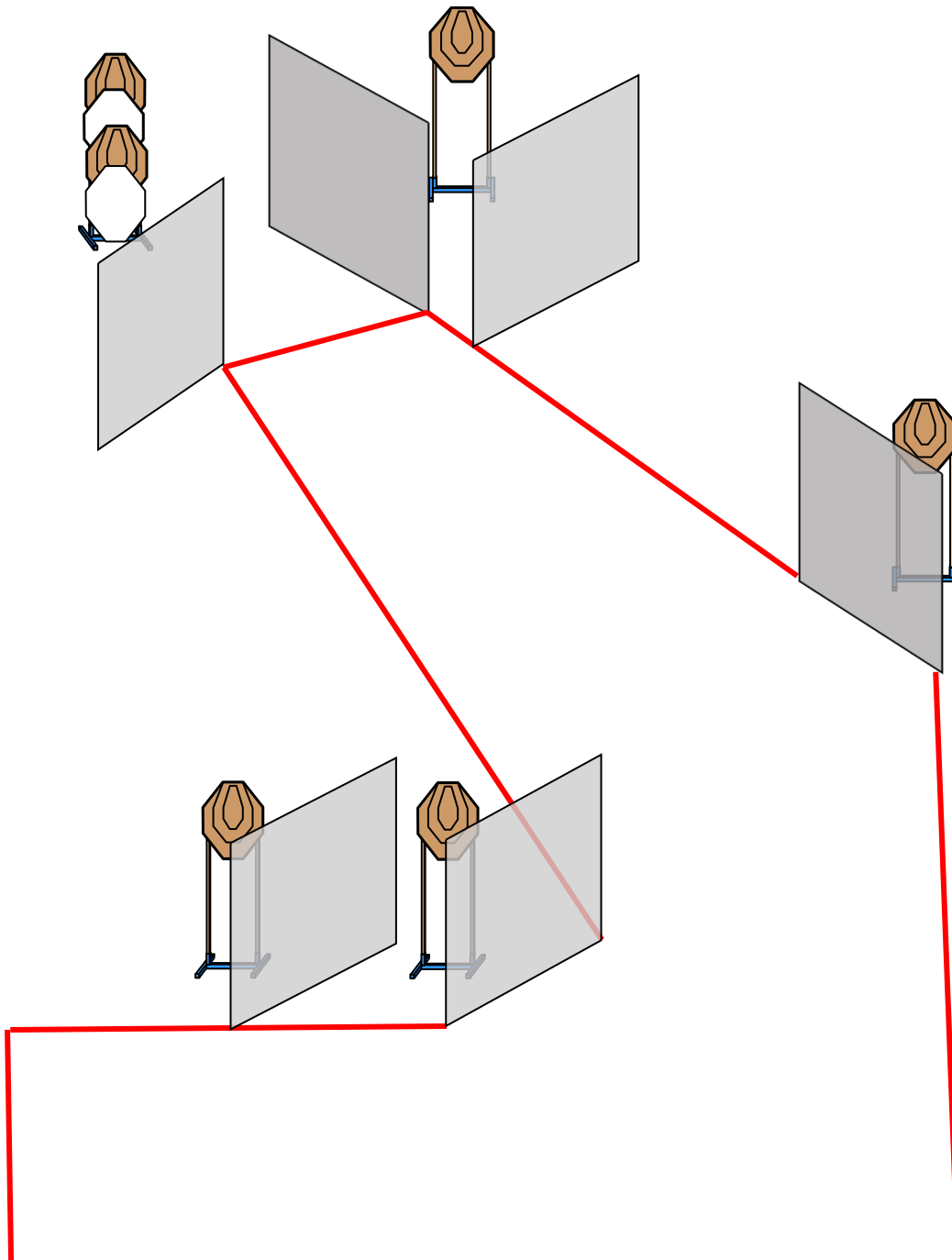
<b>Scoring targets:</b>	9 IPSC Targets.
<b>Minimum number of rounds required:</b>	18.
<b>Start position:</b>	Anywhere within the demarcated area
<b>Competitor ready condition:</b>	Standing erect, facing downrange with arms hanging naturally by the sides.
<b>Firearm ready condition:</b>	Loaded and holstered (Default).
<b>Time starts:</b>	Audible signal.
<b>Procedure:</b>	On the audible Start Signal, Engage targets.



Notes:

# STAGE 10

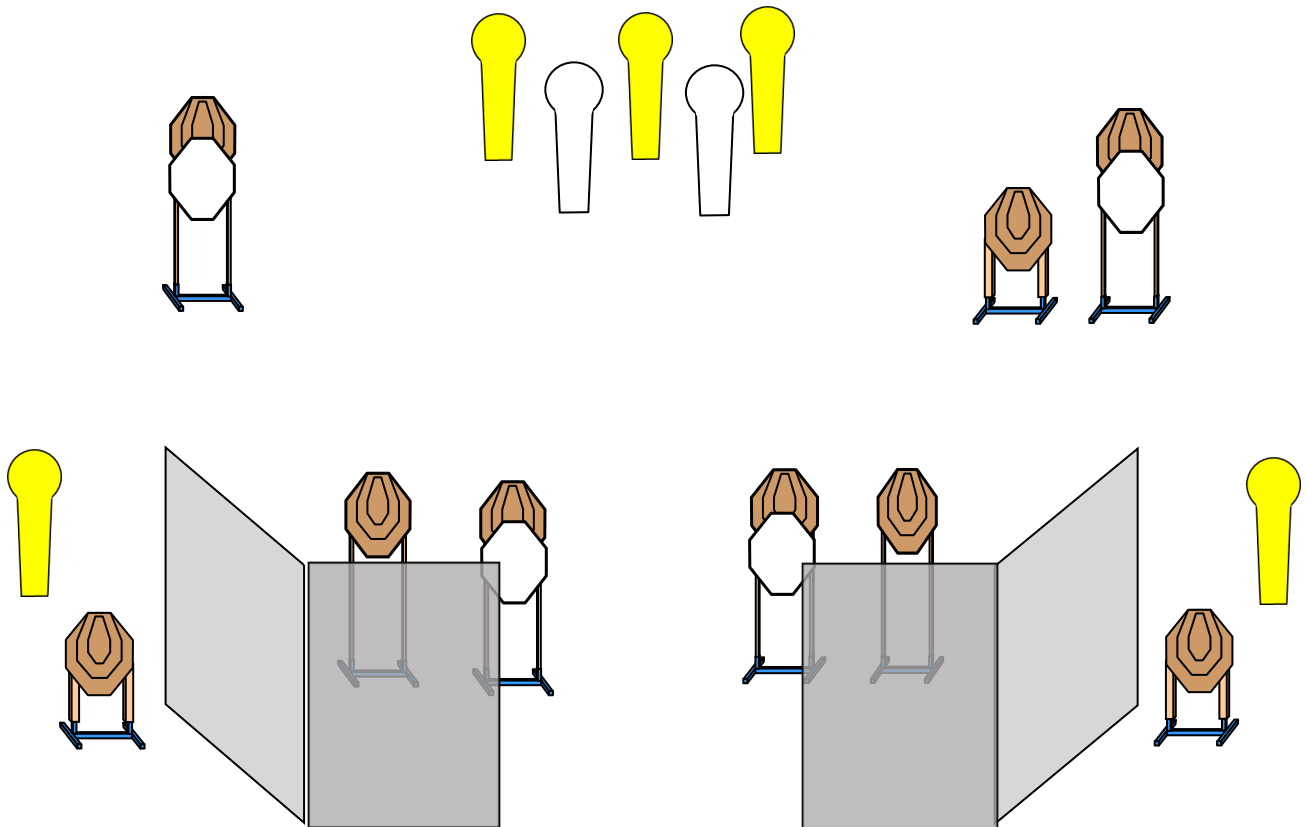
<b>Scoring targets:</b>	6 IPSC Targets.
<b>Minimum number of rounds required:</b>	12.
<b>Start position:</b>	Anywhere within the demarcated area
<b>Competitor ready condition:</b>	Standing erect, facing downrange with arms hanging naturally by the sides.
<b>Firearm ready condition:</b>	Loaded and holstered (Default).
<b>Time starts:</b>	Audible signal.
<b>Procedure:</b>	On the audible Start Signal, Engage targets.



Notes:

# STAGE 11

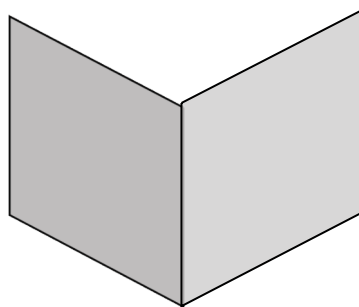
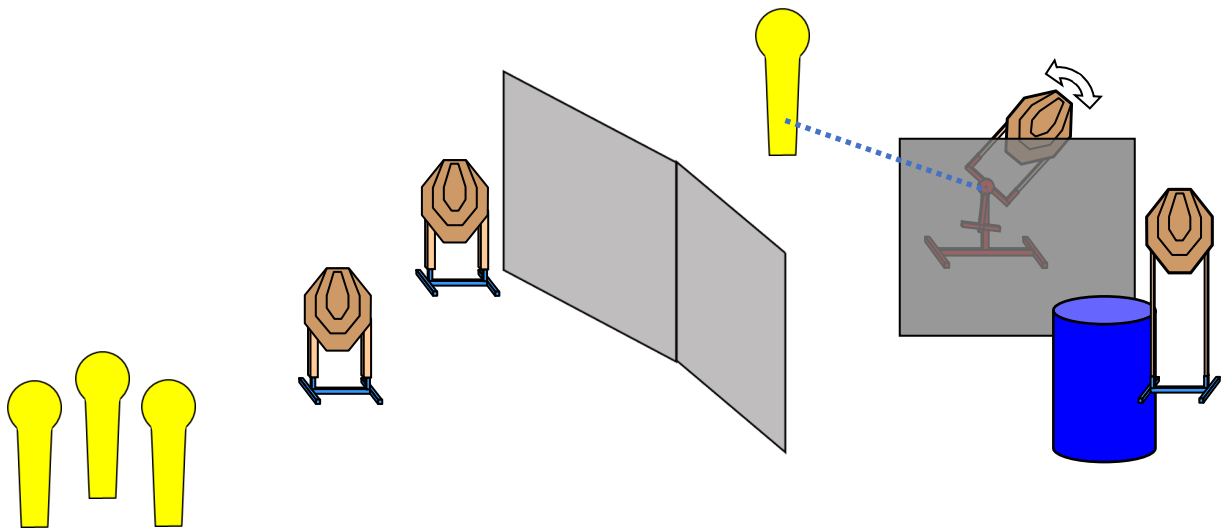
<b>Scoring targets:</b>	9 IPSC Targets, 5 IPSC Poppers.
<b>Minimum number of rounds required:</b>	23.
<b>Start position:</b>	Toes touching either mark – as demonstrated.
<b>Competitor ready condition:</b>	Standing erect, facing downrange with arms hanging naturally by the sides.
<b>Firearm ready condition:</b>	Loaded and holstered (Default).
<b>Time starts:</b>	Audible signal.
<b>Procedure:</b>	On the audible Start Signal, Engage targets.



Notes:

# STAGE 12

<b>Scoring targets:</b>	4 IPSC Targets, 4 IPSC Poppers.
<b>Minimum number of rounds required:</b>	12.
<b>Start position:</b>	Anywhere within the demarcated area
<b>Competitor ready condition:</b>	Standing erect, facing downrange with arms hanging naturally by the sides.
<b>Firearm ready condition:</b>	Loaded and holstered (Default).
<b>Time starts:</b>	Audible signal.
<b>Procedure:</b>	On the audible Start Signal, Engage targets. Right-hand popper activates swinging target which remains visible at rest.

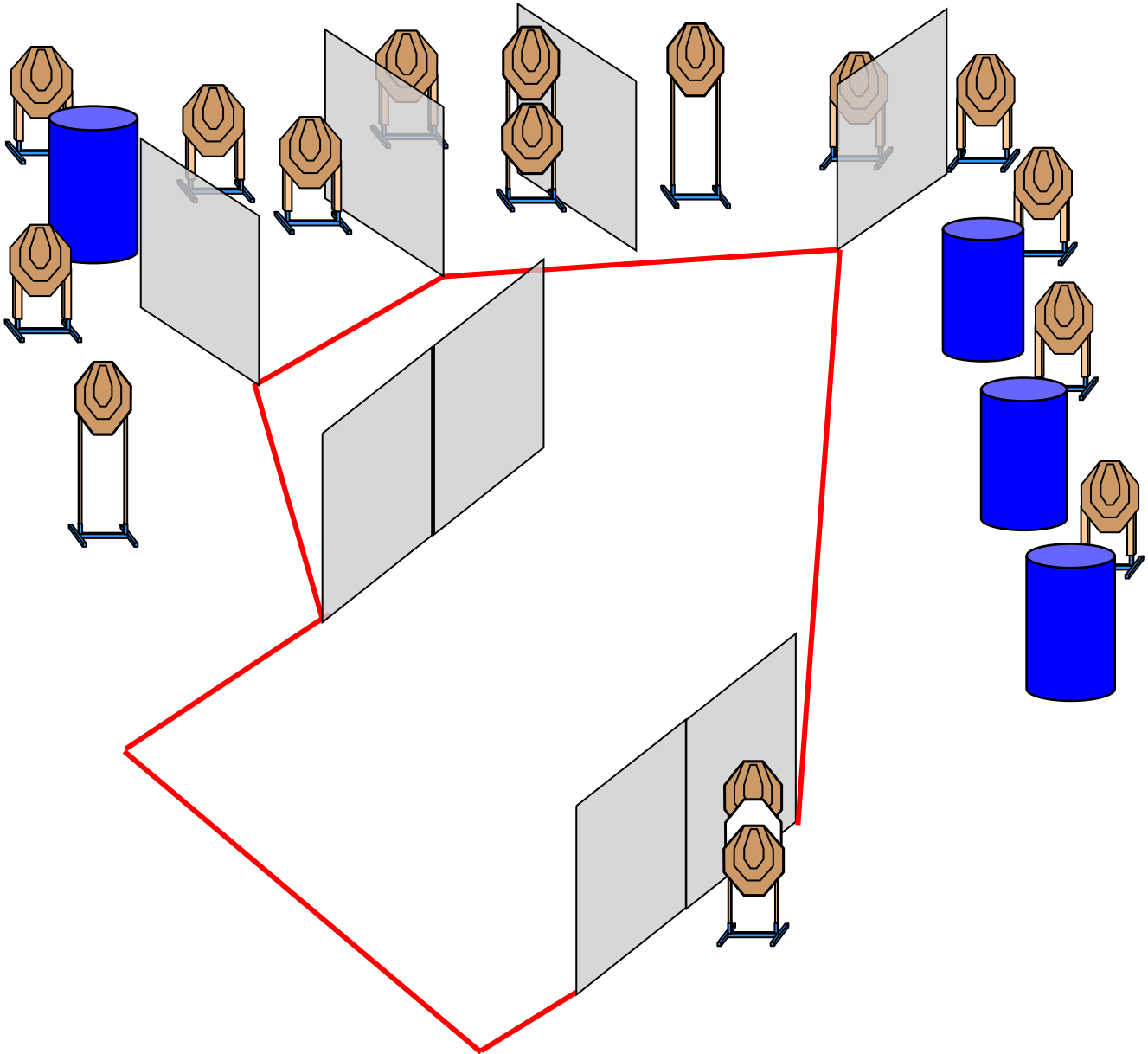


Notes:



# STAGE 14

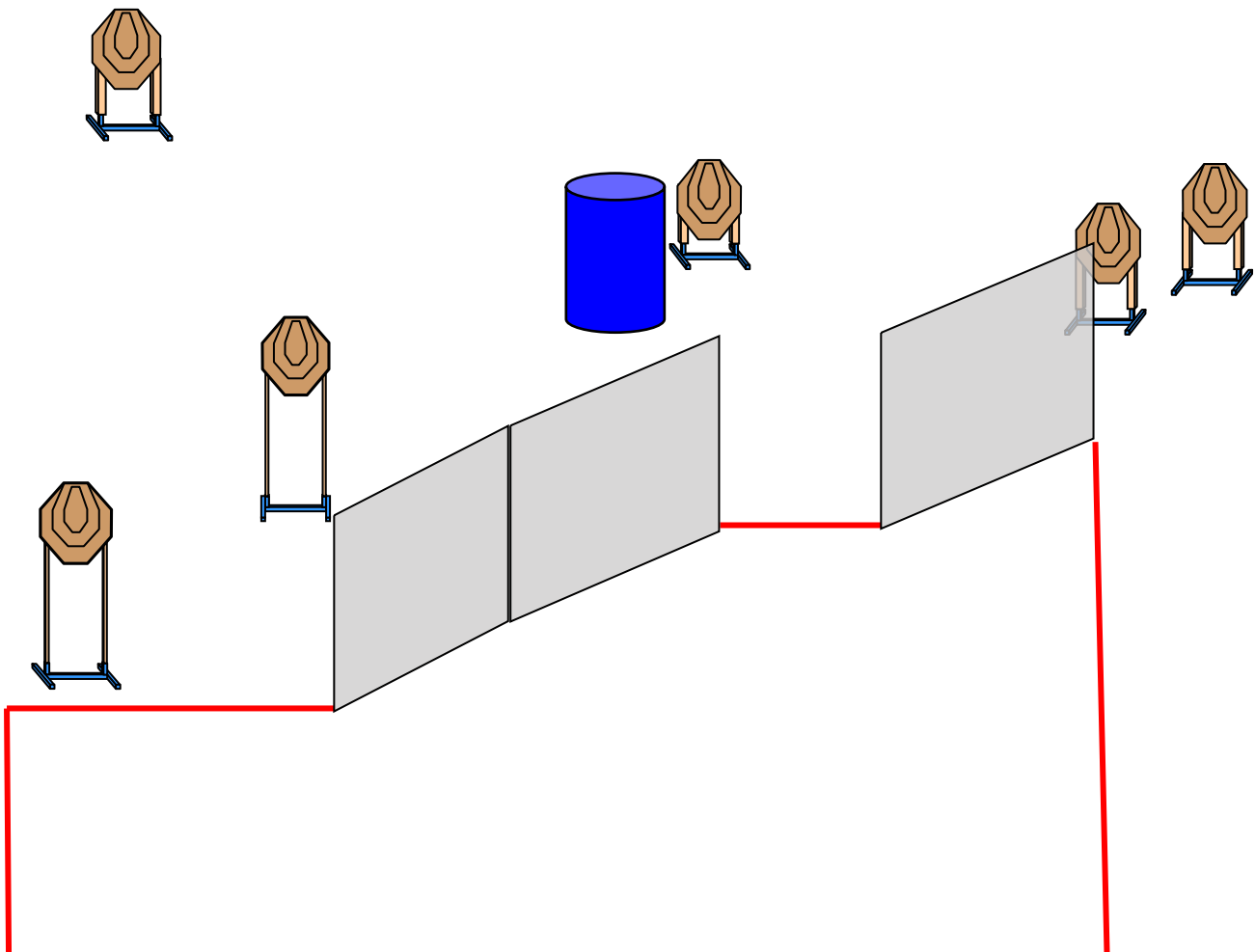
<b>Scoring targets:</b>	16 IPSC Targets.
<b>Minimum number of rounds required:</b>	32.
<b>Start position:</b>	Anywhere within the demarcated area
<b>Competitor ready condition:</b>	Standing erect, facing downrange with arms hanging naturally by the sides.
<b>Firearm ready condition:</b>	Loaded and holstered (Default).
<b>Time starts:</b>	Audible signal.
<b>Procedure:</b>	On the audible Start Signal, Engage targets.



Notes:

# STAGE 15

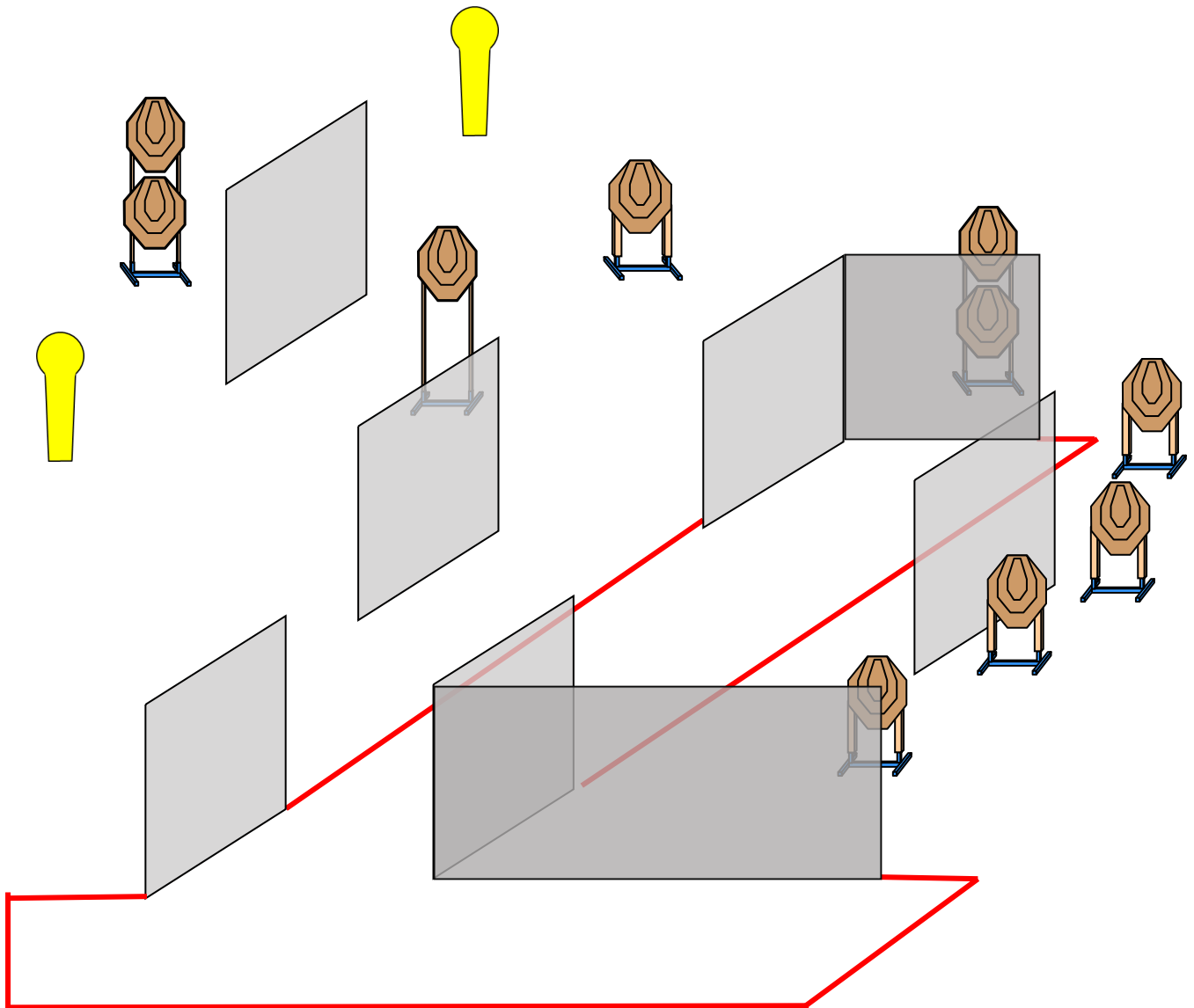
<b>Scoring targets:</b>	6 IPSC Targets.
<b>Minimum number of rounds required:</b>	12.
<b>Start position:</b>	Anywhere within the demarcated area
<b>Competitor ready condition:</b>	Standing erect, facing downrange with arms hanging naturally by the sides.
<b>Firearm ready condition:</b>	Loaded and holstered (Default).
<b>Time starts:</b>	Audible signal.
<b>Procedure:</b>	On the audible Start Signal, Engage targets.



Notes:

# STAGE 16


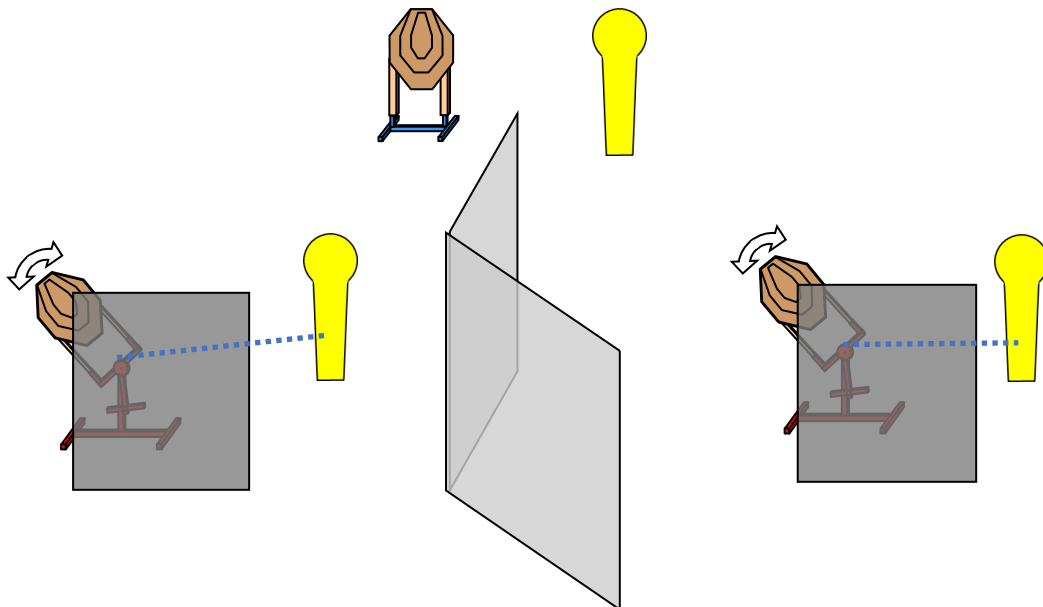
<b>Scoring targets:</b>	10 IPSC Targets, 2 IPSC Poppers.
<b>Minimum number of rounds required:</b>	22.
<b>Start position:</b>	Anywhere within the demarcated area
<b>Competitor ready condition:</b>	Standing erect, facing downrange with arms hanging naturally by the sides.
<b>Firearm ready condition:</b>	Loaded and holstered (Default).
<b>Time starts:</b>	Audible signal.
<b>Procedure:</b>	On the audible Start Signal, Engage targets.



Notes:

# STAGE 17

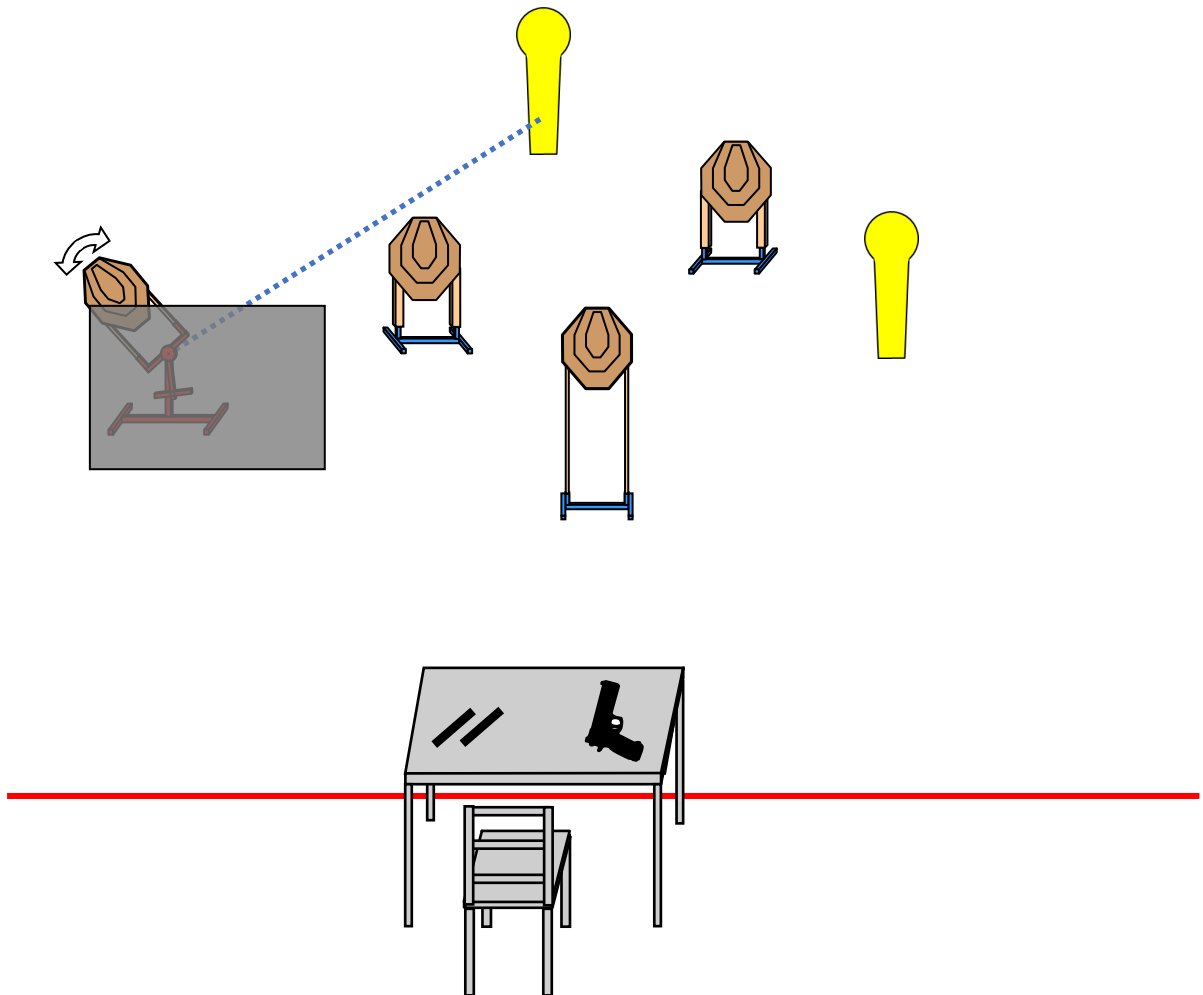
<b>Scoring targets:</b>	3 IPSC Targets, 3 IPSC Poppers.
<b>Minimum number of rounds required:</b>	9.
<b>Start position:</b>	Both heels touching either mark – as demonstrated.
<b>Competitor ready condition:</b>	Standing erect, facing directly across the range with arms hanging naturally by the sides.
<b>Firearm ready condition:</b>	Magazine inserted but chamber empty and holstered.
<b>Time starts:</b>	Audible signal.
<b>Procedure:</b>	On the audible Start Signal, Engage targets. Left-hand popper activates left-hand swinging target and right-hand popper activates right-hand swinging target – both of which remain visible at rest.



Notes:

# STAGE 18

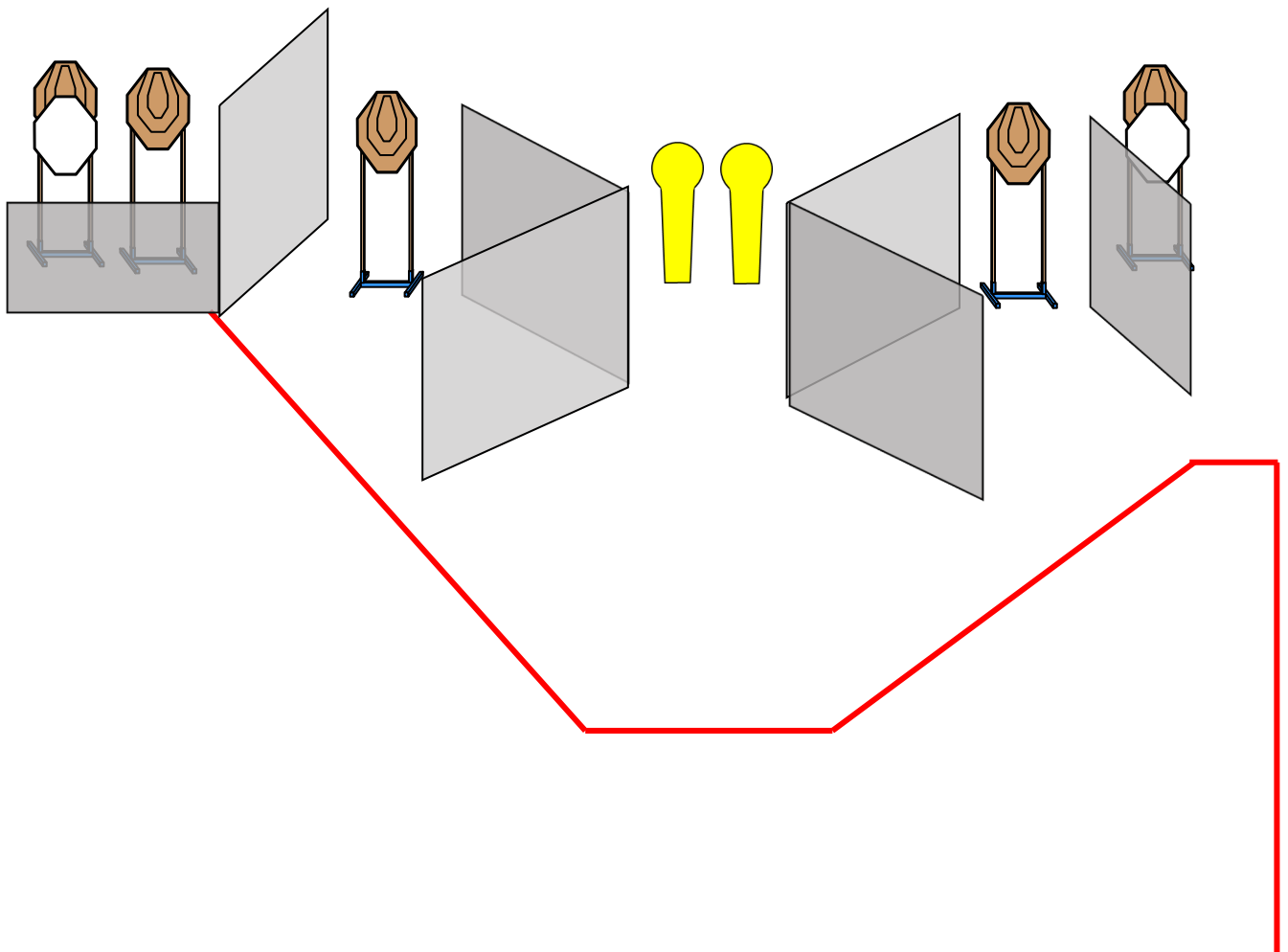
<b>Scoring targets:</b>	4 IPSC Targets, 2 IPSC Poppers.
<b>Minimum number of rounds required:</b>	10.
<b>Start Position:</b>	On chair.
<b>Competitor ready condition:</b>	Seated on chair, both heels touching chair legs, both hands on knees – as demonstrated.
<b>Firearm ready condition:</b>	Magazine well and chamber empty, placed flat on table pointing directly down the range. All magazines to be used are also placed flat on table.
<b>Time starts:</b>	Audible signal.
<b>Procedure:</b>	On the audible Start Signal, Engage targets using <u>Strong Hand only</u> . Left-hand popper activates swinging target which remains visible at rest.



Notes:

# STAGE 19

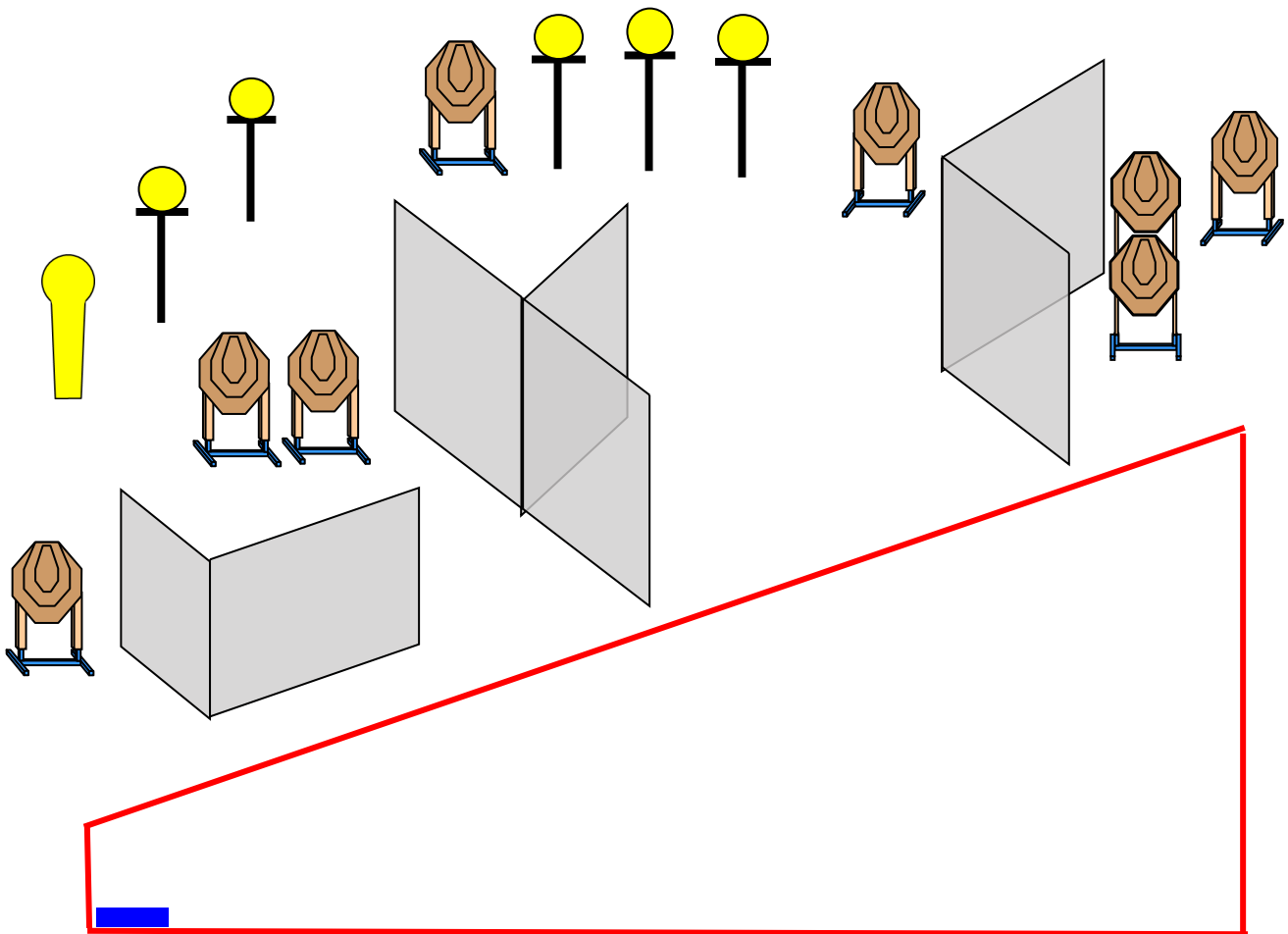
<b>Scoring targets:</b>	5 IPSC Targets, 2 IPSC Poppers.
<b>Minimum number of rounds required:</b>	12.
<b>Start position:</b>	Anywhere within the demarcated area
<b>Competitor ready condition:</b>	Standing erect, facing downrange with arms hanging naturally by the sides.
<b>Firearm ready condition:</b>	Loaded and holstered (Default).
<b>Time starts:</b>	Audible signal.
<b>Procedure:</b>	On the audible Start Signal, Engage targets.



Notes:

# STAGE 20

<b>Scoring targets:</b>	8 IPSC Targets, 1 IPSC Popper, 5 IPSC Plates.
<b>Minimum number of rounds required:</b>	22.
<b>Start position:</b>	Both heels touching mark – as demonstrated.
<b>Competitor ready condition:</b>	Standing erect, facing downrange with arms hanging naturally by the sides.
<b>Firearm ready condition:</b>	Loaded and holstered (Default).
<b>Time starts:</b>	Audible signal.
<b>Procedure:</b>	On the audible Start Signal, Engage targets.



Notes: